

















1. Did you attend the North West Council of Airshows Conference February 13-14th, 2009.			
		Response Percent	Response Count
Yes		100.0%	26
No		0.0%	0
<i>answered question</i>			<b>26</b>
<i>skipped question</i>			<b>0</b>

2. Did you attend the ICAS Conference in 2008?			
		Response Percent	Response Count
Yes		76.9%	20
No		23.1%	6
<i>answered question</i>			<b>26</b>
<i>skipped question</i>			<b>0</b>





### 3. Where are you located?








		Response Percent	Response Count
<b>Alberta</b>		<b>30.8%</b>	<b>8</b>
British Columbia		15.4%	4
Saskatchewan		3.8%	1
Manitoba		0.0%	0
Ontario		0.0%	0
Quebec		0.0%	0
California		15.4%	4
<b>Washington State</b>		<b>30.8%</b>	<b>8</b>
Oregon		7.7%	2
Idaho		0.0%	0
Other (please specify)			1
		<b><i>answered question</i></b>	<b>26</b>
		<b><i>skipped question</i></b>	<b>0</b>

**4. Which best describes your role in the Airshow Industry.**

		Response Percent	Response Count
Military Performer		0.0%	0
<b>Civilian Performer</b>		<b>42.3%</b>	<b>11</b>
Airshow Producer		23.1%	6
Air Boss		7.7%	2
Announcer		0.0%	0
Agency (Transport Canada, FAA etc)		0.0%	0
Military Agency		3.8%	1
Support Services (Sound, Photography, Publishing etc)		0.0%	0
Consultants/Management Services		15.4%	4
Airshow Enthusiast		3.8%	1
Spouse/Guest of a member		3.8%	1
		<b>answered question</b>	<b>26</b>
		<b>skipped question</b>	<b>0</b>

**5. How long have you been a member of the Northwest Council of Airshows?**

		Response Percent	Response Count
> 1 year		11.5%	3
1 - 3 years		19.2%	5
3+ years - 5 years		15.4%	4
<b>More than 5 years</b>		<b>53.8%</b>	<b>14</b>
		<b>answered question</b>	<b>26</b>
		<b>skipped question</b>	<b>0</b>

6. Please select 2 factors that influenced your choice to attend the NWCAS conference.			Response Percent	Response Count
Location			23.1%	6
<b>Networking</b>			<b>65.4%</b>	<b>17</b>
Educational/Informational			34.6%	9
Marketing/Promotion			15.4%	4
Speaking at the event			3.8%	1
Social Events			26.9%	7
Other (please specify)			15.4%	4
		<b>answered question</b>		<b>26</b>
		<b>skipped question</b>		<b>0</b>

7. What was the best part of the NWCAS conference this year?			Response Count
			26
		<b>answered question</b>	<b>26</b>
		<b>skipped question</b>	<b>0</b>

8. What would you like to see at next year's conference?			Response Count
			26
		<b>answered question</b>	<b>26</b>
		<b>skipped question</b>	<b>0</b>

9. Which location would you prefer for next year's NWCAS conference? (**Note: Vancouver area will not be an option for 2010 due to the Olympics)		Response Count
		26
	<i>answered question</i>	26
	<i>skipped question</i>	0

10. We are considering a series monthly webinars during the off season. They would encompass the main themes of Safety, Sponsorship, Airshows 101 etc. Would you attend these types of sessions if they were available?			Response Percent	Response Count
Very likely			29.2%	7
<b>Somewhat likely</b>			50.0%	12
Not likely			20.8%	5
		<i>answered question</i>		24
		<i>skipped question</i>		2

11. What topics would be most important to you?		Response Count
		21
	<i>answered question</i>	21
	<i>skipped question</i>	5

12. How else can NWCAS add value for members?		Response Count
		14
	<i>answered question</i>	14
	<i>skipped question</i>	12